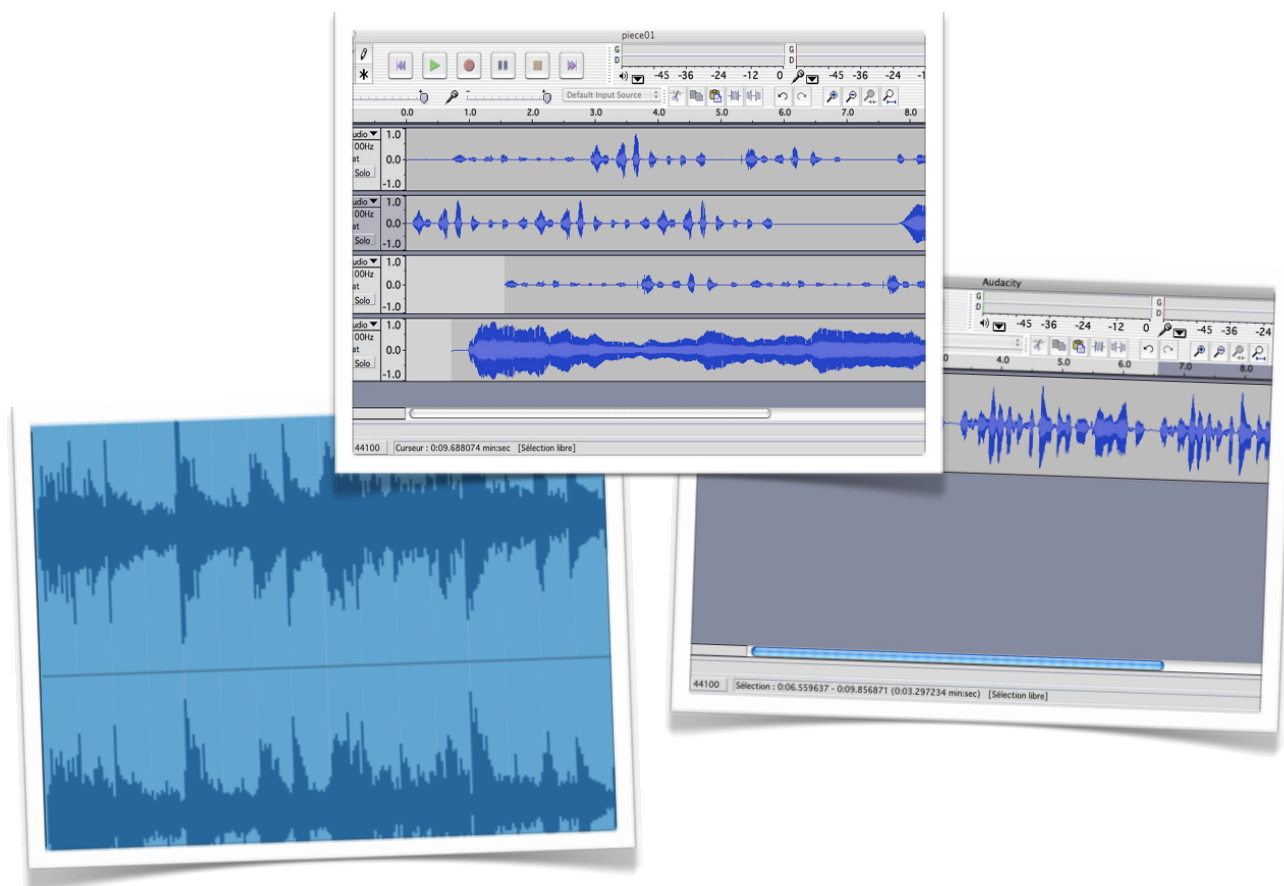


Audacity - Mac Installation LAME

Pour sauvgarder en format MP3



Installation « plug-ins » Lame

1- Ouvrir votre navigateur Internet et saisir l'adresse suivante :

<http://lame.buanzo.com.ar/>

ATTENTION: Some browsers might make it difficult to download the files. Try Firefox 3, Opera, etc. I personally guarantee the files are accessible. DO NOT right-click or control-click to download!

These files are in the Zip format. Either one should automatically extract if you download it with Safari, or if you double-click it in the Finder.

LAME is a library that allows some programs to encode MP3 files. For more information about LAME in general, [click here](#). LAME is free, but in some countries you may need to pay a license fee in order to legally encode MP3 files.

Once you have unzipped the archive, you will have a file called lame_enc.dll, LameLib or libmp3lame.dylib. To use it with Audacity, you can put it anywhere you want, but the first time you want to export an MP3 file, Audacity will ask you for the location of this file, so you'll want to remember where you put it.

PROBLEMS? Use the searchbox to find solutions!

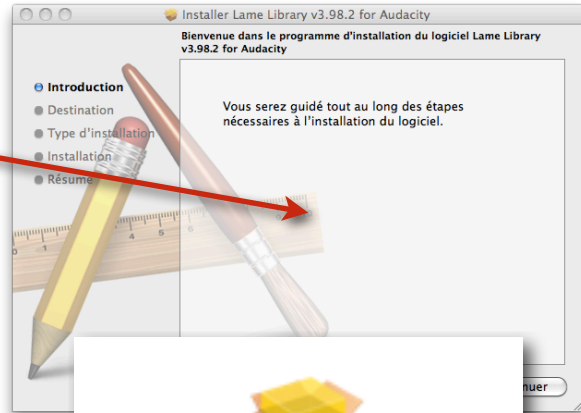
<p>For Audacity on Windows: Lame v3.98.2 for Audacity on Windows.exe Please support this download server. Any donation is HIGHLY appreciated (NOT required to download lame, lame is free). Donate</p> <p>ZIP OPTION: libmp3lame-win-3.98.2.zip (Issues? Some help HERE)</p> <p>FFmpeg Binary for Windows (THIS IS NOT LAME!): FFmpeg 2009 01 08 for Audacity on Windows.exe</p> <p>For Audacity 1.3.3 or later on Mac OS X (Intel or PPC), or Audacity 1.2.5 on Mac OS X (Intel): Lame_Library_v3.98.2_for_Audacity_on_OSX.dmg</p> <p>FFmpeg Binary for the MAC (THIS IS NOT LAME!): FFmpeg (2008/12/13/OSX DMG)</p> <p>For Audacity 1.2.6 on Mac OS X (PPC): LameLib-Carbon.sit</p> <p>LAME 3.97 for Solaris 10 (SPARC)</p>	<p>FREE SONG LYRICS - Simple, free, cool lyrics site.</p> <p>SUBS ESP - Subtítulos de Series y Películas -</p> <p>Do you like Cooking? Check out this FREE RECIPES SITE</p> <p>• Check out some excellent Mailing List Archives (Newborn ones!)</p> <p>FREE GUITAR TABLATURES - All you need for your Guitar / Bass learning. Your favorite music</p>
--	---

2- Cliquer sur l'hyperlien suivant

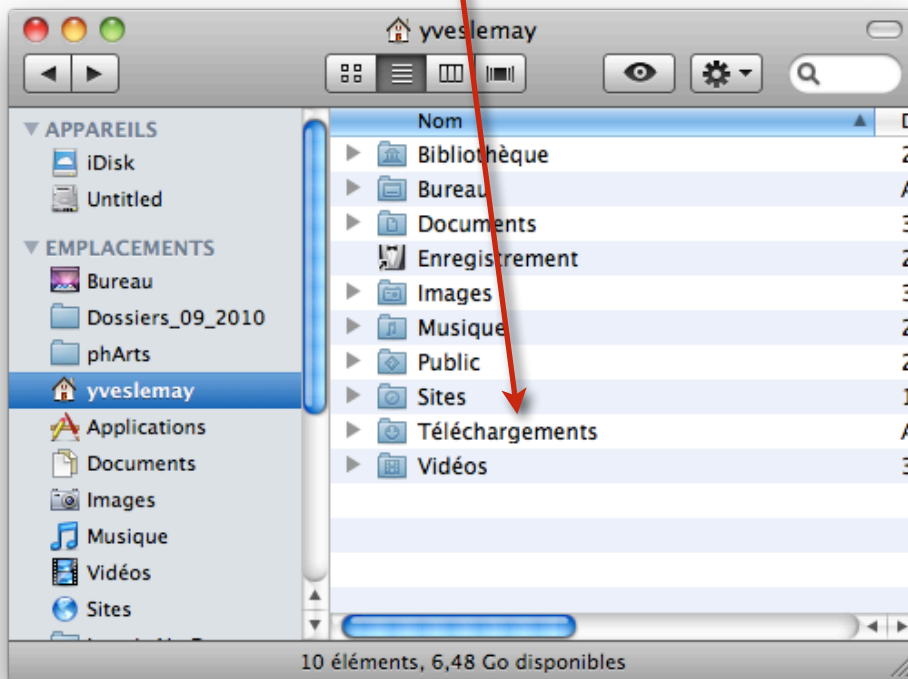
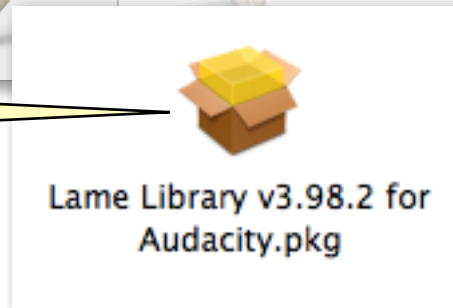
(Lame_Library_v3.98.2_for_Audacity_on_OSX.dmg)

Installation « plug-ins » Lame

3- Si la fenêtre suivante ne s'ouvre pas automatiquement

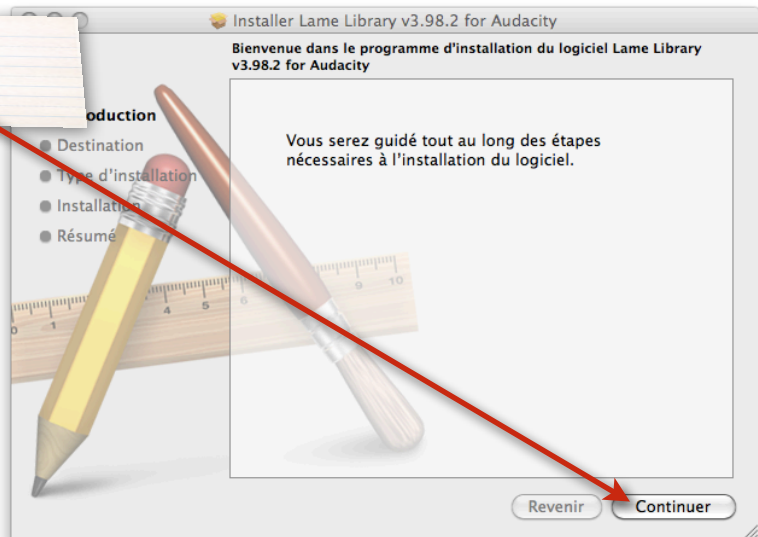


Retrouver ce fichier dans votre dossier « Téléchargements » ou à l'emplacement de vos documents téléchargés; puis double-cliquer dessus.

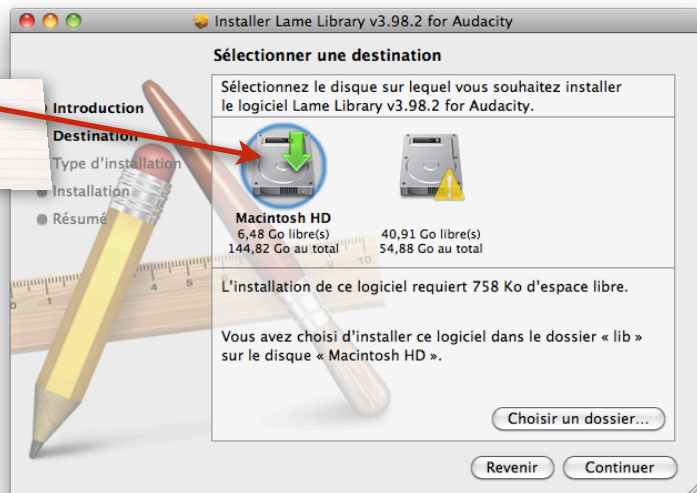


Installation « plug-ins » Lame

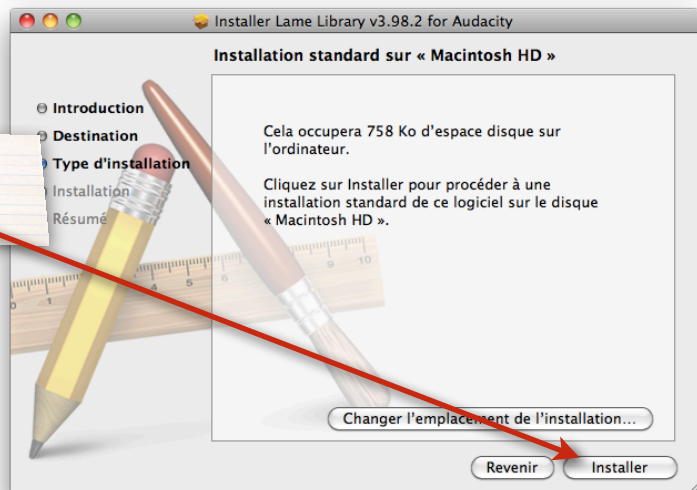
4- Cliquer sur Continuer



5- Choisir le disque Macintosh HD

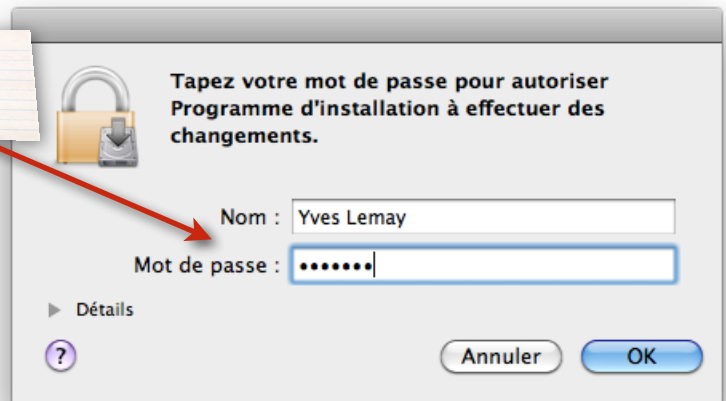


6- Cliquer sur Installer

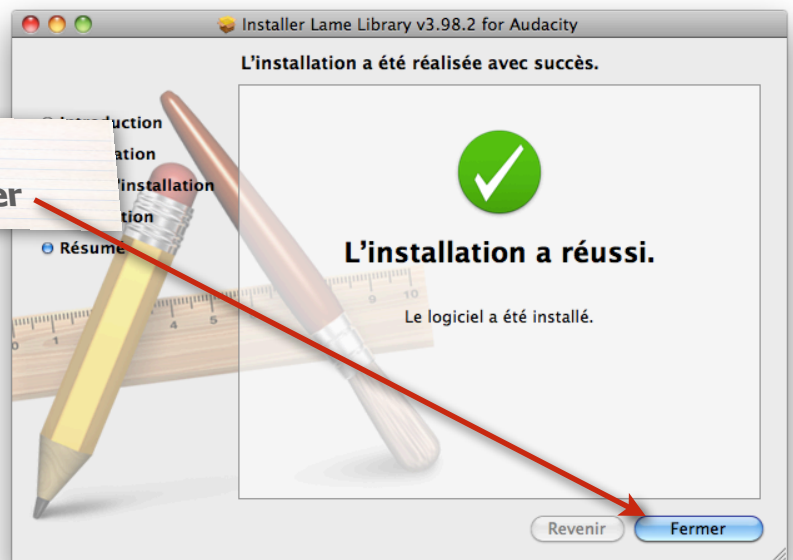


Installation « plug-ins » Lame

7- Saisir votre nom et votre mot de passe pour votre ordinateur



8- À la fin du processus d'installation, cliquer sur Fermer



Voilà! À partir de maintenant vous pourrez sauvegarder en format MP3 avec Audacity